

# Serie **TIMER**

## CONNESSIONI AUTOMOTIVE

### Terminali + connettori

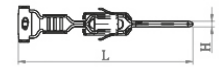
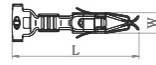
Connettori: NL66

Terminali femmine: bronzo fosforoso

Terminali maschio: lega di rame

TERMINALE  
FEMMINA **F**

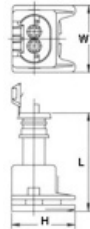
TERMINALE  
MASCHIO **M**



RIF	CODICE	MATERIALE	TRATTAM.	SEZ. FILO	H	W	L	E	SPESS.	CONF.	NOTE
F	E891402 E891401	PS PS	2	0.5 - 1.0 2	4.0 4.0	3.04 3.04	20.9 20.9		0.3 0.3	2500 2500	
M	E891507 E891506	KS KS	2	0.5 - 1.0 1.0 - 2.5	0.8 0.8	2.8 2.8	29.3 29.3		0.3 0.3	2500 2500	


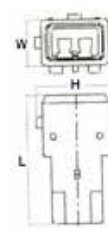
CONNETTORE  
PORTA FEMMINA

**EMTA02FB**  
2VIE




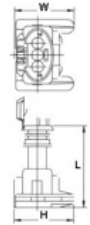
CONNETTORE  
PORTA MASCHIO

**EMTA02MB**  
2VIE



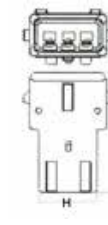
CONNETTORE  
PORTA FEMMINA

**EMTA03FB**  
3VIE




CONNETTORE  
PORTA MASCHIO

**EMTA03MB**  
3VIE



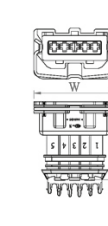
CONNETTORE  
PORTA FEMMINA

**EMTA04FB**  
4VIE



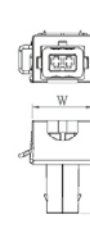
CONNETTORE  
PORTA FEMMINA

**EMTAA05FB**  
5VIE



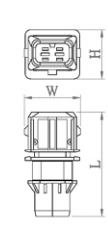
CONNETTORE  
PORTA FEMMINA

**EMTC02FB**  
2VIE



CONNETTORE  
PORTA MASCHIO

**EMTAA02MB**  
2VIE



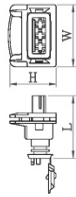
# Serie **TIMER**

## CONNESSIONI AUTOMOTIVE

### Terminali + connettori

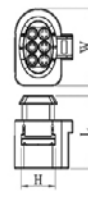
#### CONNETTORE PORTA FEMMINA

**EMTB03FB**  
3VIE



#### CONNETTORE PORTA FEMMINA

**EMTC06FB**  
6VIE



RIF	CODICE	MATERIALE	COLORE	TERMINALE	L	H	W	CONF.	NOTE
A	EMTA02FB	NL66	Nero	E891401 E891402	34.5	21.9	23.4	100	
B	EMTA02MB	NL66	Nero	E617763BS	32.4	19.6	13.3	100	Terminale a pag. 75
C	EMTA03FB	NL66	Nero	E891401 E891402	34.9	25.1	24.9	100	
D	EMTA03MB	PBT	Nero	E617763BS	32.4	16.15	11.6	100	Terminale a pag. 75
E	EMTA04FB	NL66	Nero	E891401 E891402	35.0	35.3	35.2	100	
F	EMTAA05FB	PA66	Nero	E891401 E891402	38.2	24.3	40.19	100	
G	EMTC02FB	PA66	Nero	E891401 E891402	34.0	17.5	24.0	100	
H	EMTAA02MB	NL66	Nero	E891506 E891507	19.5	36.3	17.15	100	
I	EMTB03FB	PA66	Nero	E891401 E891402	29.9	24.5	30.30	100	
L	EMTC06FB	PA66	Nero	E891401 E891402	33.05	35.1	17.0	100	

# Serie **EMTS**

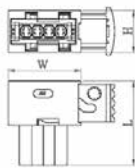
## CONNESSIONI AUTOMOTIVE

### Connettori

Connettori: PBT


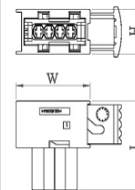
#### CONNETTORE PORTA FEMMINA

**EMTS04FB**  
4VIE




#### CONNETTORE PORTA FEMMINA

**EMTS04FG**  
4VIE



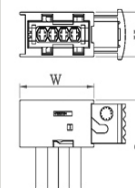
#### CONNETTORE PORTA FEMMINA

**EMTS04FL**  
4VIE



#### CONNETTORE PORTA FEMMINA

**EMTS04FW**  
4VIE



RIF	CODICE	MATERIALE	COLORE	TERMINALE	L	H	W	CONF.	NOTE
A	EMTS04FB	PBT+GF	Nero	E891401 E891402	38.1	19.0	32.0	100	
B	EMTS04FG	PBT+GF	Grigio	E891401 E891402	38.1	19.0	34.1	100	
C	EMTS04FL	PBT+GF	Blu	E891401 E891402	38.1	19.0	34.7	100	
D	EMTS04FW	PBT+GF	Bianco	E891401 E891402	38.1	19.0	32.0	100	

# Serie EVMQ + EMTE


## CONNESSIONI AUTOMOTIVE

### Connettori

Connettori: PA66 + GF  
Terminali femmine: bronzo fosforoso  
Terminali maschio: lega di rame

TERMINALE FEMMINA **F**

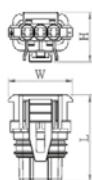
TERMINALE FEMMINA **FI**



RIF	CODICE	MATERIALE	TRATTAM.	SEZ. FILO	H	W	L	E	SPESS.	CONF.	NOTE
F	E891402 E891401	PS PS	2	0.5 - 1.0 2	4.0 4.0	3.04 3.04	20.9 20.9		0.3 0.3	2500 2500	
FI	E894017	KS	2	0.5 - 1.0	4.4	3.1	21	10.4	0.32	2500	

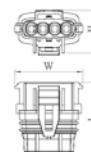
CONNETTORE PORTA FEMMINA

**EMTE03FB**  
3VIE



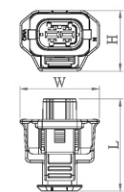
CONNETTORE PORTA FEMMINA

**EMTE04FB**  
4VIE




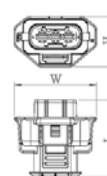
CONNETTORE PORTA FEMMINA

**EVMQ02FB**  
2VIE



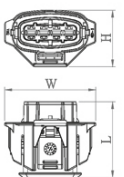
CONNETTORE PORTA FEMMINA

**EVMQ03FB**  
3VIE



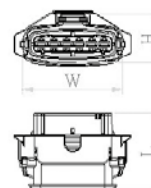
CONNETTORE PORTA FEMMINA

**EVMQ04FB**  
4VIE



CONNETTORE PORTA FEMMINA

**EVMQ06FB**  
6VIE



RIF	CODICE	MATERIALE	COLORE	TERMINALE	L	H	W	CONF.	NOTE
A	EMTE03FB	PBT	Nero	E891401 E891402	30.6	17.65	24.5	100	
B	EMTE04FB	PBT	Nero	E891401 E891402	30.4	18.17	29.25	100	
C	EVMQ02FB	PA66+GF	Nero	E894017	30.55	20.1	26.3	100	
D	EVMQ03FB	PA66+GF	Nero	E894017	30.55	20.0	31.4	100	
E	EVMQ04FB	PA66+GF	Nero	E894017	30.45	22.65	36.3	100	
F	EVMQ06FB	PA66+GF	Nero	E894017	30.5	19.0	39.6	100	

# SERIE EMTN


## CONNESSIONI AUTOMOTIVE

### Terminali e connettori

Connettori: PA66  
 Terminale femmina: bronzo fosforoso  
 Terminale maschio: ottone

TERMINALE  
FEMMINA **F**

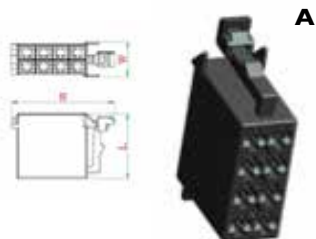
TERMINALE  
MASCHIO **M**



RIF	CODICE	MATERIALE	TRATTAM.	SEZ. FILO	H	W	L	E	SPESS.	CONF.	NOTE
F	E630901	PS	2	0.50 - 1.25	3	4	18.7	9.7	0.30	3000	
M	E605152	BS	2	0.85 - 1.25	0.75	2.8	21.7	12.4	0.35	8000	


CONNETTORE  
PORTA FEMMINA

**EMTN08FB**  
8VIE



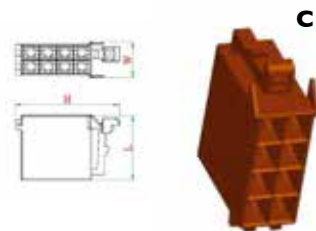
CONNETTORE  
PORTA FEMMINA

**EMTN08MB**  
8VIE



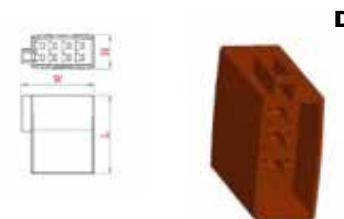
CONNETTORE  
PORTA FEMMINA

**EMTN08FBR**  
8VIE



CONNETTORE  
PORTA FEMMINA

**EMTN08MBR**  
8VIE



RIF	CODICE	MATERIALE	COLORE	TERMINALE	L	H	W	CONF.	NOTE
A	EMTN08FB	PA66	Nero	E630901P	22.1	36.6	12.6	100	
B	EMTN08MB	PA66	Nero	E605152B	35	32.5	14.4	100	
C	EMTN08FBR	PA66	Marrone	E630901P	23	36.6	12.6	100	
D	EMTN08MBR	PA66	Marrone	E605152B	35	32.5	14.4	100	

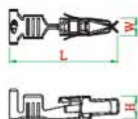
# Serie EMTN

TERMINALE  
FEMMINA **F**

## CONNESSIONI AUTOMOTIVE

### Terminali e connettori

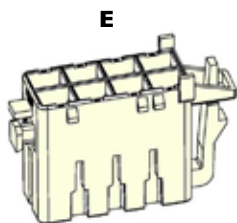

Connettori: PA66  
Terminali femmine: bronzo fosforoso  
Terminali maschio: ottone



RIF	CODICE	MATERIALE	TRATTAM.	SEZ. FILO	H	W	L	E	SPESS.	CONF.	NOTE
F	E892202	Phosphor Bronze	2	0.35 - 1.00	4.0	3.08	18.70	/	0.30	3000	

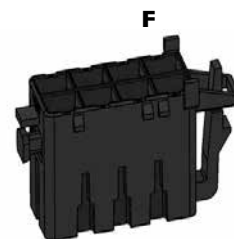

### CONNETTORE PORTA FEMMINA

**EMTNA08FNM**  
8VIE



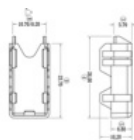
### CONNETTORE PORTA FEMMINA

**EMTNA08FBM**  
8VIE



### COPERCHIO

**EMTNA08FB-D**  
8VIE



RIF	CODICE	MATERIALE	COLORE	TERMINALE	L	H	W	CONF.	NOTE
E	EMTNA08FNM	PA66	Bianco	E892202B	23.70	12.80	12.6	300	
F	EMTNA08FBM	PA66	Nero	E892202B	32.0	22.0	12.6	300	
G	EMTNA08FB-D	PA66 + GF	Nero	COPERCHIO	23.70	12.80	12.6	100	